



40th anniversary of BSP

Dennis Tarnow
William Giannobile
Tali Chackartchi
Virginie Monnet Corti
Darko Božić
Daniel van Steenberghe
Michel Brex



Belgian
Society of
Periodontology

19 and 20
November 2021




FLANDERS
MEETING &
CONVENTION
CENTER
ANTWERP

PERIO PODS ON FRIDAY AFTERNOON

Gala event on Friday evening reduced price for our members

Flanders Meeting & Convention Center Antwerp
Koningin Astridplein 20-26
2018 Antwerp - Belgium



parodontologie.be
Belgian Society of Periodontology





19 nov

08:45

Introduction President BSP
Selena Toma

09:00 - 10:30

Dennis Tarnow
Interdisciplinary Management of
Aesthetic Problem Cases

10:30 - 11:00

Break

11:00 - 12:30

Virgine Monnet Corti
Think Pink in Smile Esthetics

12:30 - 14:00

Lunch

14:00 - 15:30

Dennis Tarnow
Interdisciplinary Management of
Aesthetic Problem Cases

15:30 - 16:00

Break

16:00 - 17:30

Perio Pods with National Speakers

19:00

Gala Event

20 nov

09:00

BSP Ceremony
Michel Brecx
Daniel van Steenberghe

09:30 - 11:00

William Giannobile
Precision Medicine in Periodontology:
How to Translate Research Innovations
into Personalized Care

11:00 - 11:30

Break

11:30 - 13:00

William Giannobile
Precision Medicine in Periodontology:
From Cells to Nanotechnologies
to Advance Patient Care

13:00 - 14:30

Lunch

14:30 - 16:00

Darko Božić
Enhancing Clinical Outcomes in Periodontal
and Bone Regeneration Utilizing Growth Factors

16:00 - 16:30

Break

16:30 - 18:00

Tali Chackartchi
Mastering Guided Implant Surgery,
Concepts and Implementation

CONFERENCE OFFICIAL LANGUAGE: ENGLISH
ACCREDITATION REQUESTED



Dennis Tarnow

19 nov | 09:00 - 10:30 | 14:00 - 15:30

Interdisciplinary Management of Aesthetic Problem Cases

The treatment planning of complex cases requires the highest level of knowledge and skill of the treating team. It is an orchestration of procedures including proper sequencing and timing that makes the difference. An envisionment of the final case before starting is required to know where the goal of treatment will be directed. This, in conjunction with the patients needs and clinical situation comprise the decision-making process for what is the best treatment for the patient.

Problems facing the team such as:

- Which teeth to save or extract?
- Should implants be placed immediately or in a delayed protocol?
- Should multiple implants be placed in the aesthetic zone?
- When and how to include orthodontics if needed for sight development
- Should pink ceramic be used or should ridge augmentation be performed?
- Should the case be splinted or broken up into separate bridges or individual teeth?
- How to provisionalize the case throughout treatment
- When to immediate load cases versus do a serial extraction case.

These concerns will be addressed in this interdisciplinary approach to our most challenging cases.



Virginie Monnet Corti

19 nov | 11:00 - 12:30

Think Pink in Smile Esthetics

The visibility of the pink (the gum) during the natural and forced smile, periodontal health, gum contour, gum aesthetic line, the presence of papillae will allow to establish a gum aesthetic score, to determine the origins of the disharmony and the envisaged treatments. We will see through many clinical cases how, and at what point in the overall treatment plan, additive or subtractive periodontal plastic surgery can modify the gingival appearance and morphology in order to restore a harmonious smile.

Our pink aesthetic goal and the patient's expectations should be achieved with "tailor-made" treatment plans that may consist of a purely periodontal approach or combine other odontological disciplines.




Michel Brex

20 nov | 09:00 - 09:15

The Origin and Foundation of European Federation of Periodontology

In 1979, in Dublin, took place the first european periodontal meeting. The European Economic Community Workshop : The efficacy of periodontal treatment procedures. It was also on that occasion that the father of modern periodontology, Professor Jens Waerhaug , gave his official last speech telling all of us that he loved Europe.

A couple of years later the first meeting of the European Federation of Periodontology was in Amsterdam with U. Vander velde as president, D. Hillam as secretary and M. Brex as treasurer. It was decided that the international meeting EuroPerio was only part of the EFP. Forty years later, the AAP was surpassed with a meeting EuroPerio 9 of more than 10 000 participants and 37 EFP national societies.



Daniel van Steenberghe

20 nov | 09:00 - 09:15

The Origin and Foundation of the Belgian Society of Periodontology

Early 1980 I contacted the academics teaching periodontology at the 5 other Belgian universities offering a curriculum in medicine and in dentistry with two proposals:

- harmonize teaching of periodontology
- founding a scientific society devoted to this discipline

All reacted positively which was not so evident at an epoch where in Belgium the exposure to periodontology was scarce. Several of the academics in charge of periodontology were for example also teaching dentistry.

The coordination of teaching developed rapidly with the three Dutch-speaking universities using the same course on periodontology published at the University of Amsterdam.

All 6 universities adopted the same oral hygiene techniques and periodontal index.

A few months later, October 28, the Belgian Society of Periodontology was founded.

The field of interest reached beyond plaque-related diseases as illustrated by the first invited international speakers at the annual meeting: Lindhe, Brånemark and Pindborg.

From its foundation year on the Society tried to convince political authorities of the need for oral hygienists and specialist training programs for periodontologists. It also included the Journal of Clinical Periodontology in the membership package. Already one year later the society encouraged research by allocating prizes with important financial incentives.



William Giannobile

20 nov | 09:30 - 11:00

Lecture 1:

Precision Medicine in Periodontology: How to Translate Research Innovations into Personalized Care

The use of personalized/precision medicine includes the “4 P’s” of predictive, preventive, personalized and participatory for improved patient care.

This presentation will highlight the use of these approaches to the oral health arena for the improved diagnostic and prognostic approaches for dental patients.

The presentation will highlight advances in oral diagnostics such as saliva-based technologies that can measure protein, gene and microbial biomarkers of disease that may have application for patient care.

Many of these tests are under development that could have chair-side applications with hand-held devices as rapid point-of-care (POC) use. The use of such tests may have clinical utility in identifying patients at high risk and low risk for adverse clinical outcomes such as tooth loss or in determining treatment approaches and periodontal therapies.

The concept of patient stratification will be presented that has been applied in many areas of medicine such as in customized cancer therapeutics and in public health scenarios.

20 nov | 11:30 - 13:00

Lecture 2:

Periodontal Regenerative Medicine: From Cells to Nanotechnologies to Advance Patient Care

Repair of alveolar bone defects caused by periodontal and peri-implant tissue destruction is a major goal of oral reconstructive therapy. The field of regenerative medicine combines advances in materials science and biology to repair tissues and organs.

Bone tissue engineering has been achieved with limited success by the utilization of barrier membranes, space fillers, and block grafting techniques. The use of biologics such as growth factors have entered into the clinical arena to offer another tool to treat periodontal lesions.

This presentation will review emerging therapies in the areas of materials science, 3D printing, growth factor biology and cell therapies. Results from preclinical and human clinical trials will be presented using stem cells, 3D printing and growth factors.

The presentation will conclude with a future perspective on the use of novel biomimetic approaches such biomimetic scaffolding materials with the potential of accelerating dental implant osseointegration and periodontal tissue repair.



Darko Božić

20 nov | 14:30 - 16:00

Enhancing Clinical Outcomes in Periodontal and Bone Regeneration Utilizing Growth Factors

Over the last 3 decades growth factors have become an integral part of our daily work. Numerous growth factors have been explored and tested in preclinical research for periodontal and bone regeneration, such as bone morphogenetic proteins, PDGF, FGF and Emdogain, to only name a few. However, only these mentioned ones have seen their application in the clinical settings.

The search for minimizing patient morbidity and enhancing clinical results has been, and still is a long time ideal. With the acquired knowledge over the last 3 decades on protein therapy we have to ask ourselves have these proteins enhanced and simplified our daily clinical work and results? Furthermore, are we seeing better treatment outcomes and what is the magnitude of these results? This lecture will show the latest knowledge and clinical results with some of these growth factors and will introduce a new concept of utilizing Hyaluronic acid for periodontal and bone regeneration, a potent old/new known molecule.



Tali Chackartchi

20 nov | 16:30 - 18:00

Mastering Guided Implant Surgery - Concepts and Implementation

Digitalization and advanced technologies are constantly incorporated in implant dentistry. The three-dimensional integration of data and computer supported implant planning offer powerful diagnostic tools. They also improve interdisciplinary communication to optimize treatment planning.

The resulting virtual planning is transferred to the surgical fields using guides for an accurate implant placement. To master these advanced tools and reach an accurate result, we must have a comprehensive understanding of the digital workflow.

In this presentation, the digital workflow for the surgical guided implant placement will be introduced, and challenged. Every step of the workflow withholds a potential for errors that will influence the outcome, especially in full edentulous cases. These potential errors will be highlighted, alongside suggestions for adjustments to prevent it.



PERIO PODS ON FRIDAY 19 | 15:30



DURING THE PERIO POD SESSION, 6 NATIONAL SPEAKERS WILL BRING AN ENTERTAINING 20 MINUTE PRESENTATION ON A TOPIC ABOUT PERIODONTOLOGY OR ORAL IMPLANTOLOGY.


AFFILIATES FROM UNIVERSITIES AS WELL AS MEMBERS OF THE BELGIAN SOCIETY OF PERIODONTOLOGY, WILL SHARE THEIR RESULTS AND TECHNIQUES WITH YOU.

THE PERIO POD PRESENTATIONS WILL BE ORGANIZED FOR A SMALL GROUP OF PARTICIPANTS AND THUS PROMISE TO BE VERY INTERACTIVE. THE 20 MINUTE PRESENTATION WILL BE FOLLOWED BY 5 MINUTES OF QUESTIONS & ANSWERS AND WILL BE ORGANIZED 3 TIMES.

AS AN ATTENDEE, YOU CAN CHOOSE TO FOLLOW 3 DIFFERENT TOPICS, ON A FIRST-COME, FIRST-SERVED BASIS.


GALA EVENT ON FRIDAY 19 | 19:00


FLANDERS
MEETING &
CONVENTION
CENTER
ANTWERP



ACCOMODATION

Flanders Meeting &
Convention Center Antwerp
Koningin Astridplein 20-26
2018 Antwerp - Belgium



PARTNERS & SPONSORS



straumanngroup



PRICES

	Before October 19	After October 19	Gala event*
Members	600€	700€	100€
Non-members	800€	900€	150€
	1 day	2 days	
Students	200€	300€	

*The gala evening is only open to participants of the 2-day congress and must be booked at the same time as the congress registration.

ONLINE REGISTRATION

www.parodontologie.be

40
ANNIVERSARY

Belgian
Society of
Periodontology



Société Belge de Parodontologie
Avenue W. Churchill 11/30
1180 Bruxelles
Fax : 069/845210
E-mail : info@parodontologie.be

www.parodontologie.be