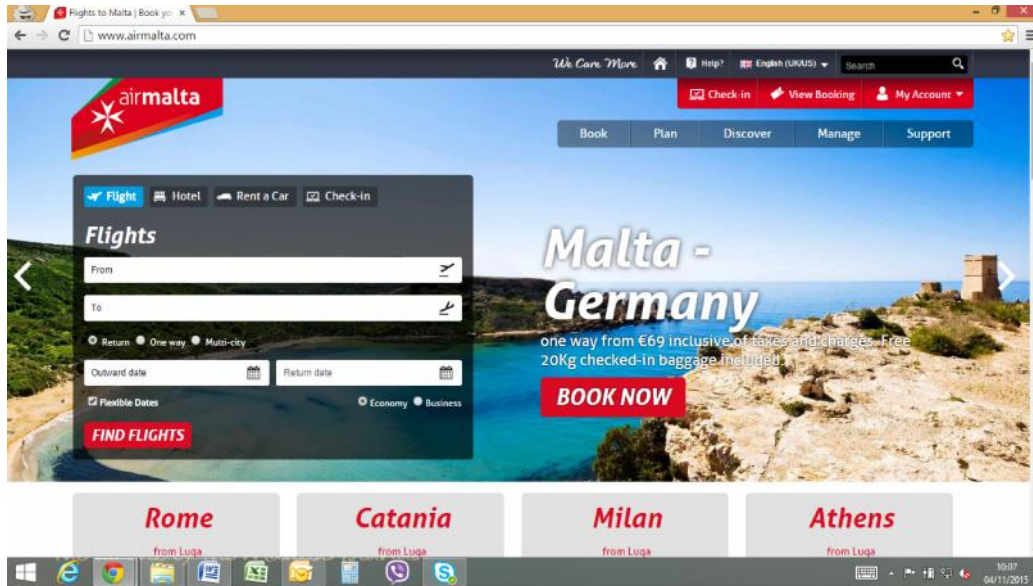




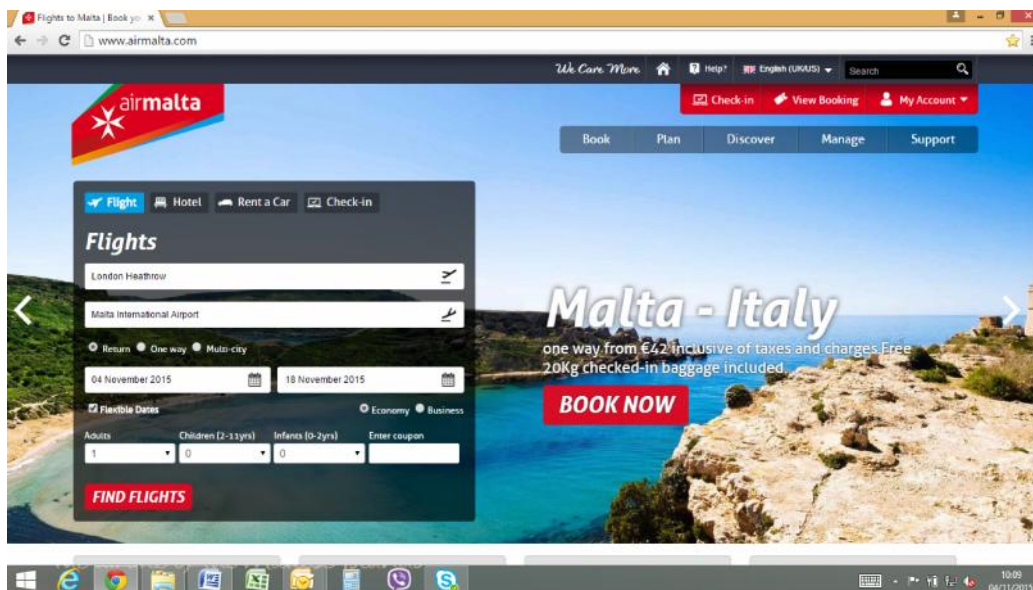
Air Malta plc  
Level 2, SkyParks Business Centre  
Malta International Airport  
Luqa, LQA4000, Malta  
<http://www.airmalta.com>

## Booking Procedures (Example Only)

- Clients should access the Air Malta website [www.airmalta.com](http://www.airmalta.com) and will arrive at landing page illustrated below.



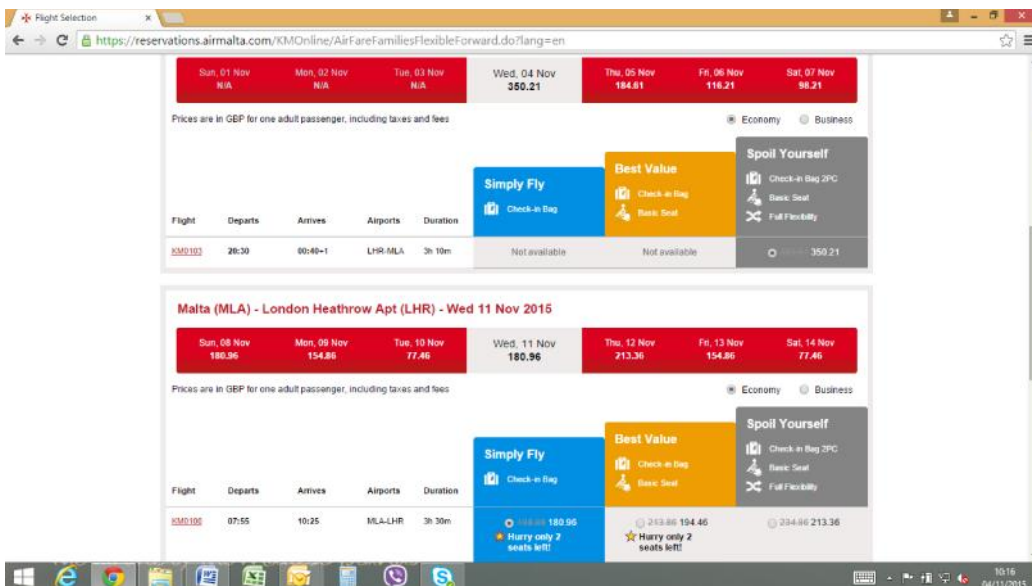
- Select the Flights Tab and enter Departure Airport and Arrival Airport
- This will open the Calendar to allow selection of travel dates
- Once the above have been filled in, the “Enter coupon” Box is displayed



- In the “Enter coupon” box, please type the Promo-Code: **TBA once Signed**



- The next page would show the fare details for the selected dates and the amount of Discount
- Scrolling down, the applicable Fare for each date is shown in grey and crossed out while the discounted fare with the applicable Discount is shown in black



- Client is to select the appropriate flight/date as required and to follow through to the payment section
- It is imperative that Names inserted should be as shown in Passport or Travel Document
- The e-Mail address will be used to send the copy of the E-Ticket once the Booking and Payment have been completed